


# Building Design.

Intelligence for Architects

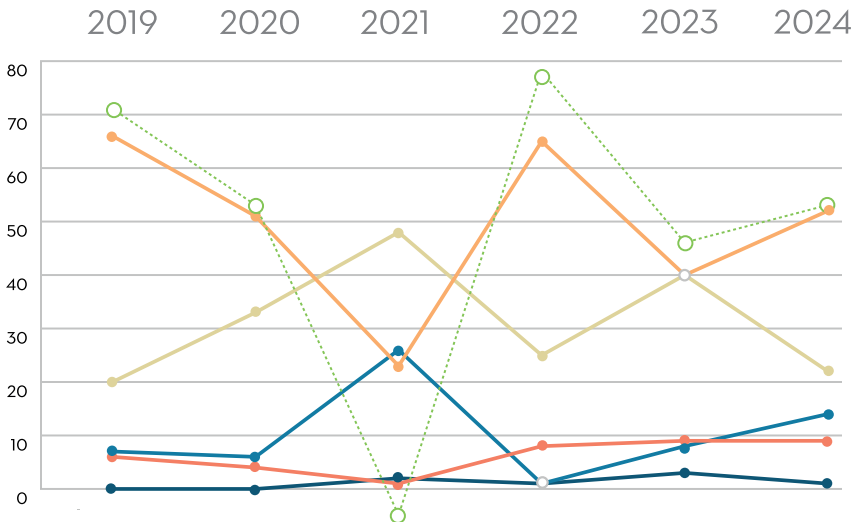
# WA 100 2024

THE WORLD'S LARGEST ARCHITECTURE PRACTICES **JANUARY 2024**



## What are your feelings about the health of the global construction economy over the next 12 months?

Responses as tracked over the past six years



### KEY

- Strong growth
- Growth
- Stagnation
- Decline
- Strong decline
- Values overlap
- Balance

52%

of respondents predict global growth this year

74%

predict growth or strong growth in Central Asia

» place, or the US (which is third).

Any reservations about the Saudi human rights record, which caused some practices to exit the country in the wake of the scandal surrounding the murder of Jamal Khashoggi, have clearly been assuaged by the sheer largesse on offer from the country's government. The most ambitious of these is the showpiece Neom mega-city project in the north-west, which includes plans for a linear city 170 miles long and 200 miles wide.

This includes plans to build the Arabian peninsula's first outdoor ski resort in a local mountain range, which Hong Kong-based Aedas is working on. The Middle East is "by far our fastest-growing market", says Keith Griffiths, the company's chairman.

Yeo Siew Hiap, CEO of Surbana Jurong Global Architecture, says the Middle East is currently "the only place that has plenty of opportunities and large mega-projects", which include two Neom projects in which the Singapore-based company is involved.

Steve McKay, chief executive of the US-headquartered DLR Group, is "bullish" too on the Middle East. The company is moving into new

## THE MAJORITY OF OUR CLIENTS IN THE MIDDLE EAST ARE REQUESTING US TO ACCELERATE WORK

STEVE MCKAY, DLR

offices in Dubai, which are twice the size of its existing premises. In addition, it is one of several WA100 firms opening a new office in Saudi Arabia.

Many of the votes for Saudi Arabia by WA100 respondents probably pre-dated the renewed outbreak of conflict in the Gaza Strip, which is on the other side of the Sinai Peninsula to Neom.

However, the war has not dimmed Saudi appetite for development, says McKay: "We are not seeing our clients voice any slowdown. In fact, the majority in the Middle East are requesting us to accelerate work."

Traditionally the Middle East has had a reputation for payment problems, which has put off some firms from operating there.

It is important to keep "eyes wide open" about potential payment

issues, says McKay. However, DLR has been insulated from such practices by tending to deal with a lead consultant, such as Atkins, rather than directly with clients, he adds. "The client doesn't pay us; Atkins pays us."

Another concern about the Middle East is the risk of becoming over-extended and building up a big team, only to see projects then grind to a halt, says Hiap: "Doing so much in such a short time, there will be a huge demand for resource, for people and companies."

Having been "cautious" and "slowly" built up its profile as a non-Western company operating in the region, Surbana is now pursuing much bigger contracts in the Middle East, he says: "The opportunities are there, so you just have to ensure that you don't put all your eggs in one basket."

### Chinese market slows

Enthusiasm for the Middle East is probably partially explained by the pessimistic mood surrounding the Chinese economy.

The market in what was until recently the powerhouse of the world economy is "extraordinarily quiet", with most private work having "dried up", says Griffiths.

Aedas's work volumes in China have contracted by about half over the last three years, he reckons.

Griffiths says: "There's no residential work because the residential market has pretty much collapsed. When there's no residential work, you don't get mixed commercial because you need residential to support retail."

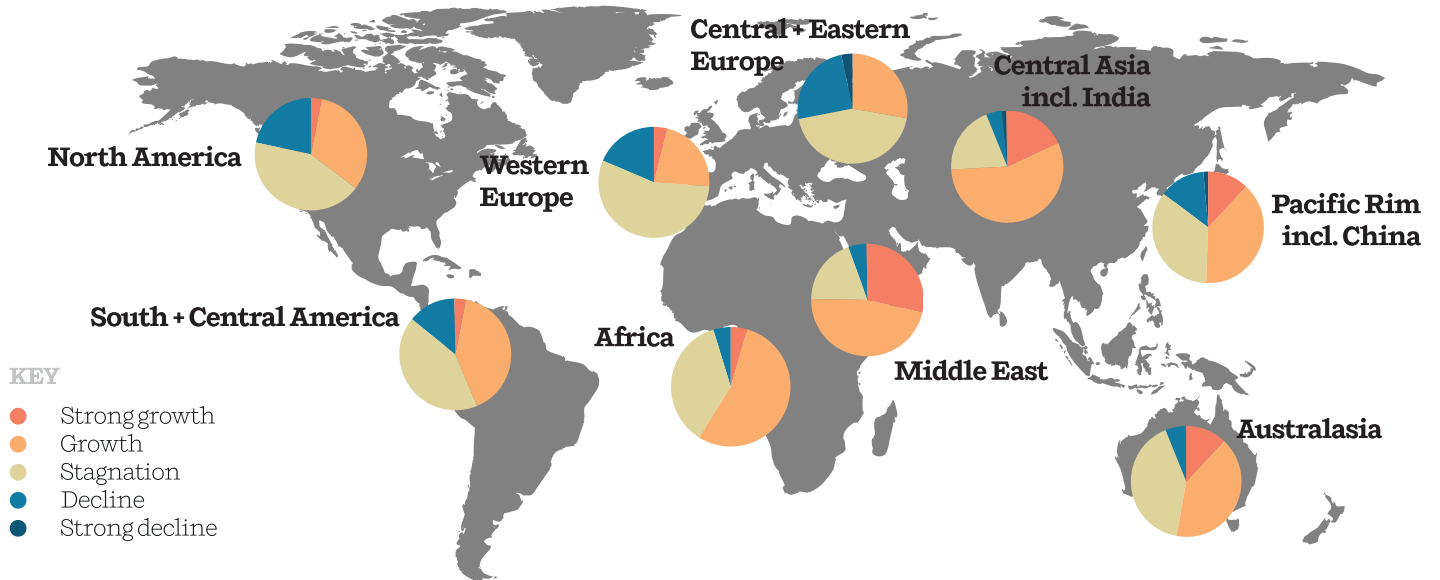
In addition, the office market has collapsed because there is less requirement for space and foreign investment has slumped. And mega-projects supported by local government have slowed down, with new work drying up, Griffiths says.

Hiap too has seen the Chinese market slow down "tremendously", noting that the picture has "probably grown more serious" over the last year.

The woes of the Chinese property market have been compounded for international architects by simmering tensions between the Chinese and Western governments, says Doug Wignall, president of US-based HDR.

"The cooling-off between the US and China over the past couple of years has cooled our interest in wanting to do business there," he says, adding

**What are your feelings about the health of the construction economy in different regions in the next 12 months?**



that the same concerns apply to Western European practices.

Aedas's local Chinese profile helps the company to compete for work, says Griffiths, but the country's publicly owned local design institutes (LDIs) are better placed to secure the government contracts now fuelling the market.

Competition from LDIs makes it "increasingly difficult" to find work in China, says Hiap of Surbana Jurong. "They have grown in leaps and bounds in a very short time. If you are a generalist, you probably will not survive."

But as a sovereign wealth fund owned company, it is easier for Surbana to engage with the state-owned enterprises that currently drive much of China's development activity, says Hiap: "We know how they operate and we could be the bridge for when they venture overseas." In addition, the company's Chinese clients

**IF YOU ARE A GENERALIST, YOU WILL PROBABLY NOT SURVIVE IN CHINA**

**YEO SIEW HIAP, SURBANA JURONG**

are interested in Singapore's experience of making use of scarce land, such as building multistorey industrial buildings, he says.

McKay stresses it is important to maintain a presence in what remains the world's second-biggest economy: "Like everybody, we saw our work and revenues slow down, but you should find ways to make that work." But while "tentatively optimistic" that the company's Chinese business is sustainable, having seen an uptick in Asian revenues, DLR's investment in China remains under regular review, he says: "It's not a point where that conversation is annual, it's still quarterly."

More broadly, South-east Asia as a region has recovered well from the pandemic with "good solid growth", says Griffiths. "Singapore is doing very well. It has become a bit of a safe haven for money from China in particular, and there is quite a lot of investment into South-east Asian countries like the Philippines."

**Europe is sickening**

The Far East's markets remain a picture of health compared with Europe, as the survey makes clear.

Christoph Achammer is CEO

of Austrian-based ATP which is focused on German-speaking countries and their Central and Eastern European hinterlands. He says that the WA100 survey's findings reflect how the region's real estate markets are "completely down", adding that ATP is shielded from these woes thanks to the company's focus on the "still heavily growing" research and industrial fields.

However, Achammer has never before seen such a "volatile market" even for industrial projects, with large schemes being cancelled at any stage of the design process up to breaking ground. "This happened in other years as well, but not to this extent.

"We just have to be a bit faster and a bit better than the others."

**North America stays strong**

The other main plank of the Western economy, North America, remain a "very strong" marketplace, says McKay.

Only 20% of the funding available through the US government's Inflation Reduction Act (IRA) package of tax breaks and subsidies for green investment has been spent so far, he adds. "We're seeing some of that trickle down."

**WE'D LIKE TO GET MORE WORK IN INDIA - IT'S A FASCINATING PLACE TO WORK**

**KEITH GRIFFITHS, AEDAS**

Mansoor Kazerouni, Arcadis's global director of architecture and urbanism, sees "huge growth opportunities" in the US from the onshoring of manufacturing, such as electric vehicles, which has been facilitated by the IRA.

Roxanne Malek, one of Smith Group's three managing partners, says the company has "never been" as profitable as it has been over the last three years.

Like other US firms in the WA100, Smith is benefiting from the recent boom in health, education and research, which have performed better than architecture's more traditional mainstays in the commercial sector.

"The seismic requirements for our healthcare clients have created a whole host of projects that are mandated by 2030, so that demand isn't going away," says Malek.

In addition, she says, "at »

» scale” decarbonisation plans are creating a “significant amount of work”. But Smith is seeing some clients “not ready to commit for future work”, which is a cause for concern looking two years ahead.

**India is on the rise**

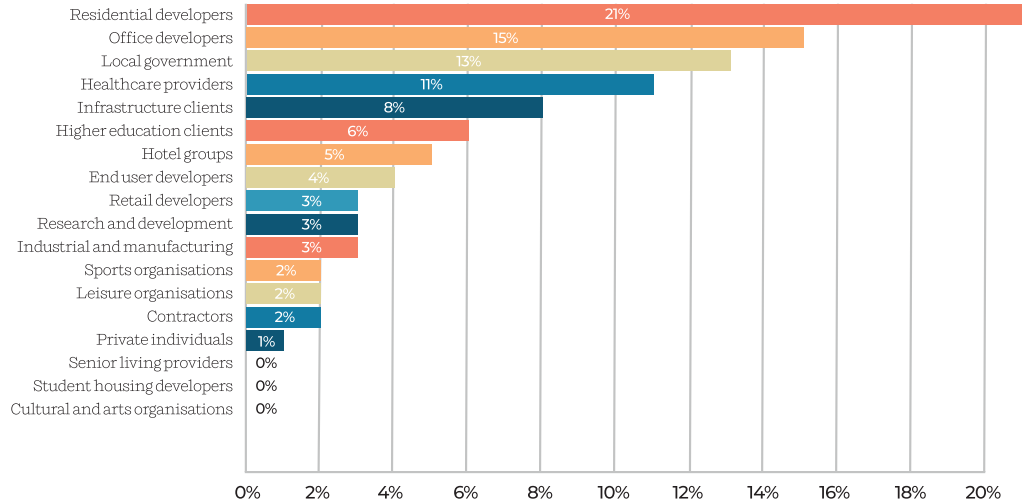
There appear to be no such reservations surrounding India. Western architects have traditionally found India a challenging market, but that could be changing.

Surbana Jurong’s roots in Singapore, which has close relations with India, help the company to navigate what Hiap describes as the country’s

“idiosyncrasies”.

India isn’t yet “a big market” for Aedas, according to Griffiths, who says the company has approached

**Which sector has been your best client during the past year?**



the country “cautiously”. But he is clearly excited by the prospect of working in what has recently become the world’s most populous

nation and where Aedas designed the centre for the recent G20 conference in New Delhi.

“We’d like to get to get more work

in India - it is a fascinating place to work. It’s difficult; it’s fun too,” says Griffiths. “Nothing interesting and good is going to come easy.”

**RECRUITMENT: COMPETITION FOR ARCHITECTS REMAINS INTENSE**

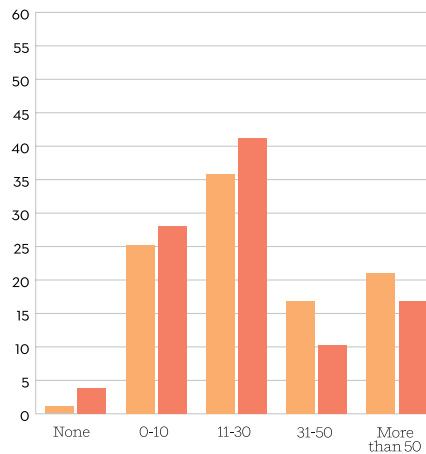
Reflecting architects’ broadly positive outlook on the global construction economy for next year, very few (less than 4%) of the architects surveyed for the WA100 expect to be hiring no new staff in 2024. Among those hiring, the biggest proportion (41%) anticipate recruiting between 11 and 30 architects - with 17% saying they will take on more than 50.

The majority of WA100 firms expect to let go no qualified architects in the next 12 months. Those companies letting staff go are most likely to be firing up to 10 architects, which 25% anticipate doing.

The competition for architects remains intense, says Mansoor Kazerouni, Arcadis’s global director of architecture and urbanism. He says: “We’re still hiring like crazy and adding talent to our team because we’re not seeing projects get cancelled.” Two WA100 top 10 firms, HDR and DLR, have created new board-level talent development roles.

However, there is also churn in regional markets. And in China, decisions by US and European practices to withdraw or substantially reduce their presence in the market has released talent onto the local architectural jobs market, says Yeo Siew Hiap, CEO of Surbana Jurong: “The good news is we found it easier to hire people from those

**How many architects do you expect to be hiring over the next 12 months?**

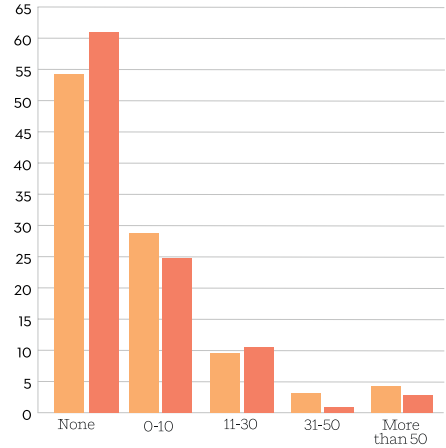


KEY  
● 2023 ● 2024

that are leaving China and Hong Kong, so we see international global practitioners more available now”

Aedas has seen the workforce in its Chinese hinterland contract by around 200, which has been counterbalanced by growth in the firm’s Singapore and Middle East offices, says the company’s chairman, Keith Griffiths.

**How many architects do you expect to let go over the next 12 months?**



Hopes of growth in Middle Eastern markets is sucking architectural resources and staff into the region. Aedas’s Dubai office has doubled in size to just over 200 staff since the depths of the pandemic, but around half of those are working remotely on Middle Eastern projects in other parts of the world due to the high cost of living in the Gulf, he says.

**The big list** The WA100 is an annual survey of the world's largest practices ranked by the number of fee-earning architects they employ. This year, there are 10 new entries, while the top five firms are mostly the same as last year - but with one high new entry

Entries with **ORANGE** rankings are new this year.

RANK 2024	RANK 2023	COMPANY NAME	COUNTRY	ARCHITECTS EMPLOYED	FEE INCOME (US\$)
1	1	Gensler	US	3,065	Above 1.5bn
2	-	Arcadis	Netherlands	1,956	370m-379m
3	2	HDR	US	1,544	700m-799m
4	4	Sweco	Sweden	1,504	170m-179m
5	3	Nikken Sekkei	Japan	1,347	500m-599m
6	8	Heerim Architects & Planners	South Korea	908	180m-189m
7	6	Perkins Eastman	US	824	270m-279m
8	7	Haeahn Architecture	South Korea	768	140m-149m
9	10	HKS	US	761	330m-339m
10	9	DLR Group	US	734	380m-389m
11	12	Aedas	China	731	220m-229m
12	11	CannonDesign	US	725	230m-239m
13	15	ATP Architects Engineers	Austria	714	190m-199m
14	13	Surbana Jurong	Singapore	681	100m-109m
15	14	SmithGroup	US	645	280m-289m
16	18	GMP Architekten	Germany	578	80m-89m
17	17	Nihon Sekkei	Japan	558	150m-159m
18	20	HPP Architekten	Germany	552	50m-59m
19	19	Stantec	Canada	551	340m-349m
20	22	Foster + Partners	UK	544	400m-499m
21	23	HOK	US	475	320m-329m
22	-	DA Group Urban Design & Architecture Co	South Korea	468	50m-59m
23	24	BDP	UK	464	90m-99m
24	21	ZGF Architects	US	456	140m-149m
25	27	Mitsubishi Jisho Design	Japan	437	150m-159m
26	26	Kume Sekkei	Japan	436	90m-99m
27	29	LWK + Partners	China	381	60m-69m
= 28	30	Azusa Sekkei Co	Japan	369	80m-90m
= 28	31	Zaha Hadid Architects	UK	369	70m-79m
30	= 36	Lemay	Canada	365	110m-119m
31	38	PBK	US	356	210m-219m
32	28	NBBJ	US	350	230m-239m
= 33	35	DLN Architects	China	343	
= 33	32	LINK Arkitektur	Norway	343	50m-59m
35	46	P&T Group	China	338	100m-109m
36	25	Lacime Architects	China	336	50m-59m
37	33	Kunwon	South Korea	333	100m-109m
38	34	National Engineering Bureau	UAE	311	70m-79m
39	40	Aidea	Philippines	310	10m-19m
40	41	Dewan Architects + Engineers	UAE	296	60m-659m
41	43	10 Design	China	292	70m-79m
42	49	GHD Design	Australia	289	70m-79m
= 43	39	EHAF Consulting Engineers	UAE	280	50m-59m
= 43	44	Idom	Spain	280	50m-59m
45	= 47	Ronald Lu & Partners	China	276	
46	= 47	Chapman Taylor	UK	268	40m-49m
47	50	DSP Design Associates	India	261	30m-39m
48	45	Wong Tung & Partners	China	257	40m-49m
49	42	Allford Hall Monaghan Morris	UK	251	60m-69m
50	53	Lead8	China	243	50m-59m

Dallas to become one of the venues for the new US Major League Cricket tournament, which involved tapping the expertise of HKS staff based in India and the UK.

**↓ 10 DLR Group** US

LAST RANKING 9 ARCHITECTS 734

The past year has seen a significant shake-up of the DLR Group's leadership structure under Steve McKay, who took over as chief executive. This has involved the creation of fresh posts including chief climate and talent development officers. DLR also opened offices in Durham, North Carolina, and Nashville, Tennessee.

The company has also seen growth in its Dubai office, primarily focused on urban planning, mixed-use and hospitality projects. Within the US, it says current trends suggest growth in government, transportation, infrastructure and energy services.

Key projects this year include St Nicholas Greek Orthodox Church at Ground Zero in New York and a new subway station in San Francisco's Chinatown.

Its busiest sectors were mixed use, hospitality and masterplanning. While the retail market is still recovering from the pandemic, Aedas reports increasing opportunities in leisure, mixed use and the science and technology sector. The practice is anticipating steady expansion in both its mixed-use commercial and infrastructure work and its growth areas of hospitality, masterplanning and offices.

Aedas increased its architect numbers by 47 during the course of 2023.

**↓ 12 CannonDesign** US

LAST RANKING 11 ARCHITECTS 725

The US practice's three largest sectors in 2023 were health and hospitals - in which it is ranked third for fees overall - education, and science and technology.

CannonDesign describes itself as deeply committed to these markets, along with its other core sectors of workplace, sports and community projects. The vast majority of the practice's work is in North America where it has 15 offices, with a further studio in Mumbai, India.

Several ongoing projects are for buildings that address the climate crisis, such as the mass-timber California Institute of Technology's Resnick Sustainability Center and Michigan State University's new hub for plant and climate research.

The practice reports a "transformative" year for its culture as it continues to focus on smart buildings and artificial intelligence. It has launched a new research practice and revamped both in-house innovation incubator Amp and its pro-bono Open Hand Studio.

**↑ 13 ATP Architects Engineers**

**Austria**

LAST RANKING 15 ARCHITECTS 714

The Austrian practice increased architect numbers by 125 in 2023 after acquiring Swiss hospital designer Hemmi Fayet Architekten, opening two ATP Karlsruhe offices in south-west Germany, and establishing ATP Asymetria Krakow following a strategic partnership with Krakow architect IMB Asymetria.

ATP continues to easily top the fee tables for Western Europe, and reports particular strengths in science and industrial, health and hospitals, hospitality and office work last year. Completions included the Philorog gold processing facility in Korneuburg, Austria, and Plodine Tower, a transformation of an outdated office tower in Rijeka, Croatia, into a near-zero-energy business centre. ATP also launched its New Life initiative to stimulate discussion on the reuse rather than demolition of redundant department store buildings.

**↓ 14 Surbana Jurong** Singapore

LAST RANKING 13 ARCHITECTS 681

The multidisciplinary Surbana Jurong Group includes Singapore practices SAA and Surbana Jurong and Toronto-headquartered B+H Architects, which is listed separately (69 in the WA100 rankings).

Healthcare is a major focus, along with transport and renewable energy infrastructure. In Singapore, SAA is designing the Woodlands Health Campus, organised as four clinical villages for acute conditions, planned and

**↑ 11 Aedas** China

LAST RANKING 12 ARCHITECTS 731

The practice reports growth in the Middle East, its second-strongest region in 2023. Ongoing projects include Neom Trojena ski village, a proposed tourist destination in Saudi Arabia.

Aedas's key market remains China, where completions last year included C Future City, a mixed-use regeneration in Shenzhen with twin 300m-high office towers.



**Heerim Architects & Planners' Kempinski Hotel Crescent for GILAN Holding in Baku, Azerbaijan**

# REGIONAL TOP 10

## Where in the world?

The top architectural firms in each global region ranked by fee income

### WESTERN EUROPE

RANK 2024	PRACTICE	COUNTRY	FEE INCOME US\$
1	ATP Architects Engineers	Austria	146,700,000
2	Foster + Partners	UK	73,382,000
3	HENN	Germany	72,000,000
4	Allford Hall Monaghan Morris	UK	57,907,220
5	LINK Arkitektur	Norway	56,856,000
6	Itten + Brechbühl	Switzerland	55,938,400
7	Gensler	US	50,105,841
8	HPP Architekten	Germany	49,074,930
9	BDP	UK	48,710,000
10	Progetto CMR	Italy	45,000,000

### CENTRAL AND EASTERN EUROPE

RANK 2024	PRACTICE	COUNTRY	FEE INCOME US\$
1	HDR		113,036,800
2	ATP Architects Engineers	Austria	46,300,000
3	Chapman Taylor	UK	44,000,000
4	Foster + Partners	UK	27,290,000
5	Aedas	China	9,500,000
6	Morph Estudio	Spain	9,000,000
7	Nikken Sekkei	Japan	8,591,000
8	UNStudio	Netherlands	5,000,000
9	HOK	US	2,202,700
10	Heerim Architects & Planners	South Korea	2,009,311

### CENTRAL ASIA INCLUDING INDIA

RANK 2024	PRACTICE	COUNTRY	FEE INCOME US\$
1	Gensler	US	30,719,173
2	DSP Design Associates	India	30,180,722
3	Heerim Architects & Planners	South Korea	11,761,359
4	Foster + Partners	UK	10,082,000
5	Perkins Eastman	US	7,554,000
6	Nikken Sekkei	Japan	6,922,000
7	Morphogenesis	India	5,895,000
8	C P Kukreja Architects	India	5,500,000
9	Lemay	Canada	5,000,000
10	Jamshaid Khan Architects & Ass's	Pakistan	5,000,000

### NORTH AMERICA

RANK 2024	PRACTICE	COUNTRY	FEE INCOME US\$
1	Gensler	US	1,554,028,284
2	HDR	US	508,665,600
3	DLR Group	US	368,500,000
4	Stantec	Canada	331,132,532
5	HOK	US	321,728,780
6	HKS	US	289,221,400
7	SmithGroup	US	278,164,000
8	NBBJ	US	278,095,594
9	CannonDesign	US	230,000,000
10	PBK Architects	US	219,000,000

### SOUTH AND CENTRAL AMERICA

RANK 2024	PRACTICE	COUNTRY	FEE INCOME US\$
1	Gensler	US	37,052,327
2	HKS	US	11,648,580
3	10 Design	China	7,152,750
4	Perkins Eastman	US	2,220,000
5	Foster + Partners	UK	1,376,000
6	Ayesa Ingenieria y Arquitectura	Spain	1,318,640
7	Hyphen	UK	1,200,000
8	Morph Estudio	Spain	1,000,000
9	HOK	US	885,300
10	Broadway Malyan	UK	479,365

### AUSTRALASIA

RANK 2024	PRACTICE	COUNTRY	FEE INCOME US\$
1	GHD Design	Australia	54,600,000
2	HDR	US	49,453,600
3	Archetype Group	Vietnam	19,200,000
4	Weston Williamson + Partners	UK	8,796,011
5	Stantec	US	5,211,525
6	Gensler	US	4,120,311
7	Foster + Partners	UK	3,678,000
8	Aidea	Philippines	2,000,000
9	Hames Sharley	Australia	1,660,000
10	Purcell	UK	1,030,000

### AFRICA

RANK 2024	PRACTICE	COUNTRY	FEE INCOME US\$
1	Boogertman + Partners	South Africa	7,429,565
2	Perkins Eastman	US	5,790,000
3	Gensler	US	4,772,383
4	National Engineering Bureau	UAE	4,000,000
5	EHAF Consulting Engineers	UAE	3,000,000
6	Saota	South Africa	2,127,663
7	Lemay	Canada	2,000,000
8	Architects Studio	Mauritius	2,000,000
9	Dewan Architects + Engineers	UAE	2,000,000
10	Foster + Partners	UK	1,920,000

» MIDDLE EAST

RANK 2024	PRACTICE	COUNTRY	FEE INCOME US\$
1	KEO International Consultants	Kuwait	172,849,000
2	Foster + Partners	UK	146,704,000
3	National Engineering Bureau	UAE	67,000,000
4	SSH	Bahrain	63,589,000
5	Dewan Architects + Engineers	UAE	60,000,000
6	Gensler	US	50,997,270
7	Aedas	China	45,900,000
8	HKS	US	32,499,244
9	Perkins Eastman	US	25,360,000
10	Killa Design	UAE	19,000,000

PACIFIC RIM INCLUDING CHINA

RANK 2024	PRACTICE	COUNTRY	FEE INCOME US\$
1	Nikken Sekkei	Japan	485,714,000
2	Aedas	China	162,400,000
3	Nihon Sekkei	Japan	149,730,000
4	Haeahn Architecture	South Korea	138,227,444
5	Kunwon	South Korea	104,605,634
6	Heerim Architects & Planners	South Korea	99,056,709
7	Gensler	US	95,537,873
8	Kume Sekkei	Japan	95,000,000
9	P&T Group	China	90,100,000
10	Azusa Sekkei Co	Japan	81,888,009

# MARKET SECTORS TOP 10

## Project types

The top architecture practices in each market sector ranked by fee income

### EDUCATION

RANK 2024	PRACTICE	COUNTRY	FEE INCOME US\$
1	PBK	US	189,000,000
2	DLR Group	US	168,000,000
3	SmithGroup	US	61,670,000
4	Gensler	US	58,709,952
5	CannonDesign	US	58,000,000
6	Perkins Eastman	US	54,513,500
7	Stantec	Canada	51,838,426
8	Corgan	US	47,000,000
9	HDR	US	42,790,000
10	Arcadis	Netherlands	27,958,846

### CULTURE

RANK 2024	PRACTICE	COUNTRY	FEE INCOME US\$
1	Foster + Partners	UK	16,486,000
2	DLR Group	US	15,000,000
3	HDR	US	14,500,000
4	Nikken Sekkei	Japan	14,291,000
5	SmithGroup	US	13,016,000
6	Gensler	US	12,316,621
7	Nihon Sekkei	Japan	11,043,000
8	AXS Satow	Japan	10,460,000
9	Haeahn Architecture	South Korea	9,278,348
10	Stantec	Canada	9,171,380

### ELDERLY LIVING

RANK 2024	PRACTICE	COUNTRY	FEE INCOME US\$
1	Perkins Eastman	US	38,978,723
2	P&T Group	China	16,493,600
3	Arcadis	Netherlands	5,057,228
4	HKS	US	4,756,074
5	Gensler	US	3,427,870
6	GHD Design	Australia	3,400,000
7	PRP Architecture	UK	3,125,000
8	LINK Arkitektur	Norway	2,528,000
9	Lemay	Canada	2,000,000
10	Nikken Sekkei	Japan	1,760,000

## GOVERNMENT

RANK 2024	PRACTICE	COUNTRY	FEE INCOME US\$
1	DLR Group	US	80,000,000
2	HOK	US	42,000,000
3	Gensler	US	37,114,303
4	HDR	US	28,930,000
5	GHD Design	Australia	24,300,000
6	Perkins Eastman	US	17,471,756
7	Stantec	Canada	16,698,686
8	AXS Satow	Japan	11,630,000
9	P&T Group	China	11,161,800
10	PBK	US	11,000,000

## HERITAGE

RANK 2024	PRACTICE	COUNTRY	FEE INCOME US\$
1	Purcell	UK	23,800,000
2	Gensler	US	10,514,013
3	GMP Architekten	Germany	8,000,000
4	Lacime Architects	China	7,500,000
5	BDP	UK	7,140,000
6	HPP Architekten	Germany	2,680,366
7	Wilmutte & Associés	France	1,200,000
8	HOK	UK	1,000,000
9	Lemay	Canada	1,000,000
10	Itten + Brechbühl	Switzerland	559,384

## INFRASTRUCTURE

RANK 2024	PRACTICE	COUNTRY	FEE INCOME US\$
1	Weston Williamson + Partners	UK	36,050,832
2	SSH	Bahrain	14,089,000
3	Nikken Sekkei	Japan	10,073,000
4	Lemay	Canada	9,000,000
5	Mitsubishi Jisho Design	Japan	6,065,190
6	Heerim Architects & Planners	South Korea	6,000,000
7	Stantec	Canada	4,403,545
8	Aedas	China	4,200,000
9	A26 Architectures	France	3,563,000
10	ATP Architects Engineers	Austria	3,500,000

## MIXED USE

RANK 2024	PRACTICE	COUNTRY	FEE INCOME US\$
1	Gensler	US	121,130,038
2	KEO International Consultants	Kuwait	89,630,000
3	Aedas	China	68,600,000
4	Nikken Sekkei	Japan	48,254,000
5	Foster + Partners	UK	48,057,000
6	HKS	US	40,713,112
7	Heerim Architects & Planners	South Korea	40,000,000
8	Haeahn Architecture	South Korea	34,706,299
9	Perkins Eastman	US	31,412,801
10	Stantec	Canada	29,253,461

## HEALTHCARE

RANK 2024	PRACTICE	COUNTRY	FEE INCOME US\$
1	HDR	US	324,600,000
2	HKS	US	149,766,676
3	CannonDesign	US	129,000,000
4	Stantec	Canada	107,186,690
5	NBBJ	US	93,000,000
6	SmithGroup	US	92,567,000
7	HOK	US	67,000,000
8	ZGF Architects	US	49,095,130
9	EHAF Consulting Engineers	UAE	47,000,000
10	Perkins Eastman	US	45,931,545

## HOSPITALITY

RANK 2024	PRACTICE	COUNTRY	FEE INCOME US\$
1	Gensler	US	120,735,682
2	EHAF Consulting Engineers	UAE	68,000,000
3	HKS	US	64,099,976
4	Aedas	China	35,300,000
5	DLR Group	US	33,000,000
6	Dewan Architects + Engineers	UAE	31,000,000
7	Foster + Partners	UK	28,738,000
8	Nikken Sekkei	Japan	27,695,000
9	Perkins Eastman	US	25,620,000
10	10 Design	China	23,842,500

## MASTERPLANNING

RANK 2024	PRACTICE	COUNTRY	FEE INCOME US\$
1	Gensler	US	52,636,062
2	Nikken Sekkei	Japan	51,707,000
3	Arcadis	Netherlands	41,965,317
4	Aedas	China	35,400,000
5	Nihon Sekkei	Japan	21,285,000
6	HDR	US	20,010,000
7	Foster + Partners	UK	19,846,000
8	SmithGroup	US	18,075,000
9	HOK	US	16,000,000
10	KEO International Consultants	Kuwait	14,256,000

## OFFICES

RANK 2024	PRACTICE	COUNTRY	FEE INCOME US\$
1	Gensler	US	766,910,980
2	Nikken Sekkei	Japan	181,428,000
3	NBBJ	US	110,000,000
4	Mitsubishi Jisho Design	Japan	94,518,815
5	ASYA Design	Philippines	79,028,423
6	Foster + Partners	UK	75,183,000
7	Nihon Sekkei	Japan	63,758,000
8	HOK	US	60,000,000
9	ATP Architects Engineers	Austria	55,600,000
10	DLR Group	US	42,000,000

# SPECIALISMS TOP 10

## Areas of expertise

The top architectural firms in each specialism ranked by fee income

### CONSTRUCTION MANAGEMENT

RANK 2024	PRACTICE	COUNTRY	FEE INCOME US\$
1	PM Group	Ireland	130,000,000
2	EHAF Consulting Engineers	UAE	121,000,000
3	KEO International Consultants	Kuwait	63,439,000
4	Heerim Architects & Planners	South Korea	55,000,000
5	Kunwon	South Korea	50,704,225
6	Nikken Sekkei	Japan	32,412,000
7	SSH	Bahrain	23,979,000
8	ATP Architects Engineers	Austria	21,000,000
9	National Engineering Bureau	UAE	21,000,000
10	Haeahh Architecture	South Korea	18,873,485

### ENGINEERING

RANK 2024	PRACTICE	COUNTRY	FEE INCOME US\$
1	Stantec	Canada	2,569,745,742
2	DLR Group	US	96,384,000
3	HDR	US	91,842,400
4	EHAF Consulting Engineers	UAE	83,000,000
5	ATP Architects Engineers	Austria	65,500,000
6	SmithGroup	US	65,176,000
7	Azusa Sekkei Co	Japan	27,206,481
8	HOK	US	27,000,000
9	Nikken Sekkei	Japan	26,085,000
10	CannonDesign	US	24,000,000

### FACILITIES MANAGEMENT

RANK 2024	PRACTICE	COUNTRY	FEE INCOME US\$
1	CannonDesign	US	25,000,000
2	Gensler	US	7,642,913
3	Lemay	Canada	2,000,000
4	HOK	US	1,000,000
5	HPP Architekten	Germany	888,455
6	Azusa Sekkei Co	Japan	563,860
7	Nikken Sekkei	Japan	317,000
8	Antao	China	74,400
9	ASYA Design	Philippines	604

### ARCHITECTURE

RANK 2024	PRACTICE	COUNTRY	FEE INCOME US\$
1	Gensler	US	932,821,700
2	HDR	US	433,072,240
3	Foster + Partners	UK	307,254,000
4	Nikken Sekkei	Japan	305,624,000
5	Arcadis	Netherlands	292,940,373
6	HKS	US	289,236,220
7	Stantec	Canada	278,094,990
8	DLR Group	US	231,317,000
9	Aedas	China	211,350,000
10	HOK	US	205,000,000

### CONSULTING

RANK 2024	PRACTICE	COUNTRY	FEE INCOME US\$
1	Gensler	US	112,746,794
2	Nikken Sekkei	Japan	34,026,000
3	HDR	US	21,194,400
4	ATP Architects Engineers	Austria	9,300,000
5	HKS	US	7,073,966
6	Nihon Sekkei	Japan	7,017,000
7	NBBJ	US	5,000,000
8	SSH	Bahrain	4,800,000
9	HOK	US	4,000,000
10	PBK	US	3,000,000

### ENVIRONMENT

RANK 2024	PRACTICE	COUNTRY	FEE INCOME US\$
1	Stantec	Canada	733,544,164
2	Foster + Partners	UK	19,376,000
3	Gensler	US	10,471,149
4	PM Group	Ireland	10,000,000
5	Nikken Sekkei	Japan	6,383,000
6	ATP Architects Engineers	Austria	6,200,000
7	HOK	US	5,000,000
8	Lemay	Canada	5,000,000
9	KEO International Consultants	Kuwait	3,023,000
10	Nihon Sekkei	Japan	2,856,000

### INTERIOR DESIGN

RANK 2024	PRACTICE	COUNTRY	FEE INCOME US\$
1	Gensler	US	642,578,691
2	HDR	US	98,907,200
3	Perkins Eastman	US	96,149,439
4	NBBJ	US	82,000,000
5	Stantec	Canada	69,432,386
6	HOK	US	66,000,000
7	DLR Group	US	57,828,000
8	HKS	US	30,801,902
9	Corgan	US	27,000,000
10	EHAF Consulting Engineers	UAE	26,000,000