

# Building Design.

Intelligence for Architects

# WA 100 2021

THE WORLD'S LARGEST ARCHITECTURE PRACTICES **JANUARY 2021**



# CONTENTS



**Shenzhen Transsion Tower, a landmark headquarters building by Aedas**



**Canadian Nuclear Laboratories asked HDR to revitalise its site at Chalk River, Ontario**



**Lead8 is lead design architect for SkyCity, beside Hong Kong international airport**

## 04 LEADER

Elizabeth Hopkirk salutes the resilience and nimbleness of architects who have helped to keep their businesses afloat

## 07 LIGHT ON THE HORIZON

David Blackman asks leaders of some of the world's top architecture practices how they survived a turbulent year - plus the results of the annual WA100 survey

## 12 TOP 100 CHART

The world's largest practices in 2020, ranked by the number of architects employed

## 14 WA100 PROFILES

A closer look at all top 100 practices - what they have on site now and what is on their drawing boards

## 41 REGIONAL TOP 10

The world's largest practices in each global region ranked by fee income in 2020

## 43 MARKET SECTORS TOP 10

The world's largest practices in each market sector ranked by fee income in 2020

## 45 SPECIALISMS TOP 10

The world's largest practices in each specialism ranked by fee income in 2020

## 49 INDEX

A Building Design supplement

**Building Design.**

*Intelligence for Architects*

**Assemble**  
MEDIA GROUP

[bdonline.co.uk/wa-100](http://bdonline.co.uk/wa-100)

**Building Design**

Assemble Media Group, 81 Rivington Street, London

**WA100 editor** Elizabeth Hopkirk

**Production editor** Nicolas Andrews

**Sub-editor** Kate Ahira

**Contributors** David Blackman, Pamela Buxton

**Managing director** Tom Broughton

**Group sales director** Cameron Marshall

**Advertising** Ryan Williams 0151 665 0704

**Printed by** MRC Print Consultancy Ltd

**Reprographics by** CC Media Group

**Cover images**

1 Hames Sharley - South Marina, Adelaide, Australia

2 White Arkitekter - Södra Älvsborg Hospital, Borås, Sweden (copyright Felix Gerlach)

3 WTA Architecture and Design Studio - Hongji Residences, Pasay City, Philippines

4 HOK - Terminal B, LaGuardia airport, New York, US (copyright Jeff Goldberg/Esto)

5 NBBJ - Rainier Square, Seattle, WA, US

6 Link Arkitektur - High school, Førde, Vestland, Norway

7 Gensler - Citizen M Hotel, Seattle, WA, US

8 Jaspers-Eyers Architects - City Hall, Etterbeek, Brussels, Belgium

9 Kunwon - Magok MICE complex, Seoul, South Korea

10 AHR - Langarth Garden Village, Truro, Cornwall, UK

11 Aidea - Manila Bay masterplan, Philippines

12 Warren and Mahoney - The Landmark, Sydney, Australia

# BRIGHTER LIGHT ON THE HORIZON

The world is a different place from this time last year and no one has emerged unscathed, but key players in the WA100 can see signs of better times ahead, reports David Blackman

For Keith Griffiths, the final week of January last year was nerve-racking. The chair of Hong Kong-based Aedas was in Vietnam as the country began closing its borders to the outside world in a bid to prevent the coronavirus pandemic being imported from neighbouring China. He was able to get back to Hong Kong, but only after spending the week sourcing masks for the company's offices around the world.

Griffiths, like many other top global architecture executives, has seen a jetset lifestyle acquire a decidedly earthbound flavour in the 12 months since then. Rather than racking up more frequent-flyer points, they have - like the rest of us - spent much of their time working from home instead.

This year's World Architecture 100 survey of the globe's leading architecture practices lays bare the scale of the pandemic's impact. It is hard to recall now, but the world economy entered 2020 in relatively good shape, says Phil Harrison, the Georgia-based chief executive of Perkins & Will.

"The markets in the first quarter of this year were superb," Harrison says. "We were very busy and way ahead of ourselves in terms of sales and profits, so thankfully went in quite strong. If we had been more fragile going into the crisis, it would have been more difficult."

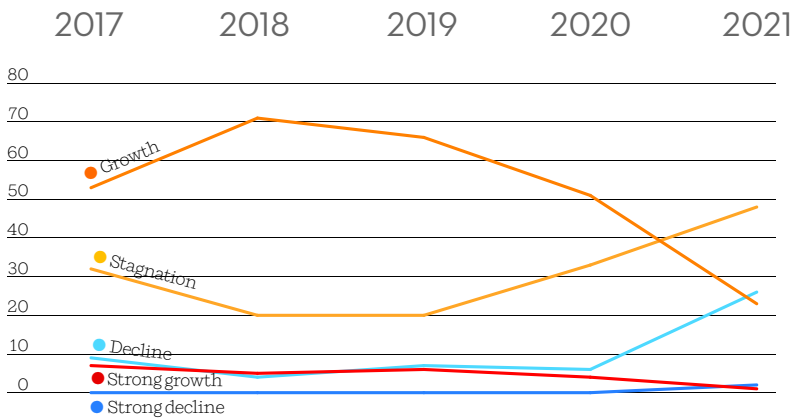
Nearly half (48%) of the major global practices surveyed for the WA100 predict that the global construction economy will



Work under way on a project in Dubai last March. The market in the Middle East has suffered more than most during the pandemic

## What are your feelings about the health of the global construction economy over the next 12 months?

These responses have been tracked over the past five years



### KEY

- Strong growth
- Growth
- Stagnation
- Decline
- Strong decline

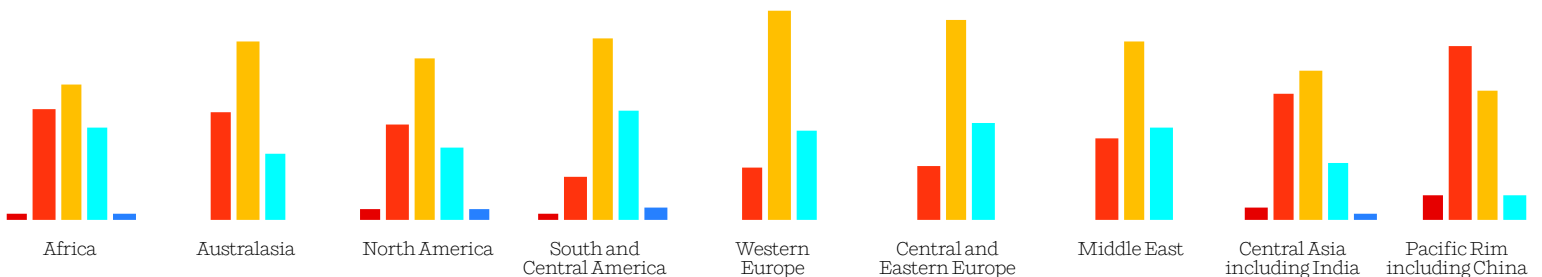
**48%**

of survey respondents expect the global construction economy to stagnate this year

**56%**

believe there is potential for market growth in the Pacific Rim this year, more than anywhere else

## What are your feelings about the health of the construction economy in the following areas over the next 12 months?



I'M NOT NEGATIVE ABOUT EUROPE IN 2021. IT WILL HAVE BEEN THROUGH 18 MONTHS OF LOCKDOWN WHEN NOBODY HAS SPENT ANY MONEY. PEOPLE WILL BE COMING OUT TO PLAY

**KEITH GRIFFITHS, AEDAS**

» be "stagnant" during 2021. The proportion of those anticipating decline (28%) outweighs those (24%) who are reckoning on growth. By contrast, 55% of respondents to last year's survey were anticipating growth in 2020.

"The global construction market cannot count on snapping back into expansion mode soon," says David Thom, president of IBI Group. "It [covid-19] is not going to go away even with a miracle vaccine."

Doug Wignall, president of HDR, believes that the pandemic will continue to have a "residual effect" on the economy over the next year. "Stagnation would be a good way to describe the best-case scenario, with decline in other areas," he says.

The good news for architects, though, is that governments are including construction in their post-pandemic stimulus packages. This has already been the case in Canada, where Thom is based. He

says: "The go-to for governments in any recession is to spend on infrastructure, social or transport, because it's easy to do and they know how to do it."

And while Harrison predicts that stagnation will last until the covid-19 situation is resolved, he reckons the prospects are brighter if and when that happens. "Once that is solved, there is quite a lot of pent-up demand from capital in the market looking for places to invest."

In addition, while the pandemic has affected the whole world, construction markets have responded differently depending on how effectively the disease has been handled. The virus may have originated in China but optimism about growth prospects is much greater for East Asia than for the rest of the world, the survey reveals. More than half (56%) of respondents predicted that the Pacific Rim region will experience growth

over the next 12 months.

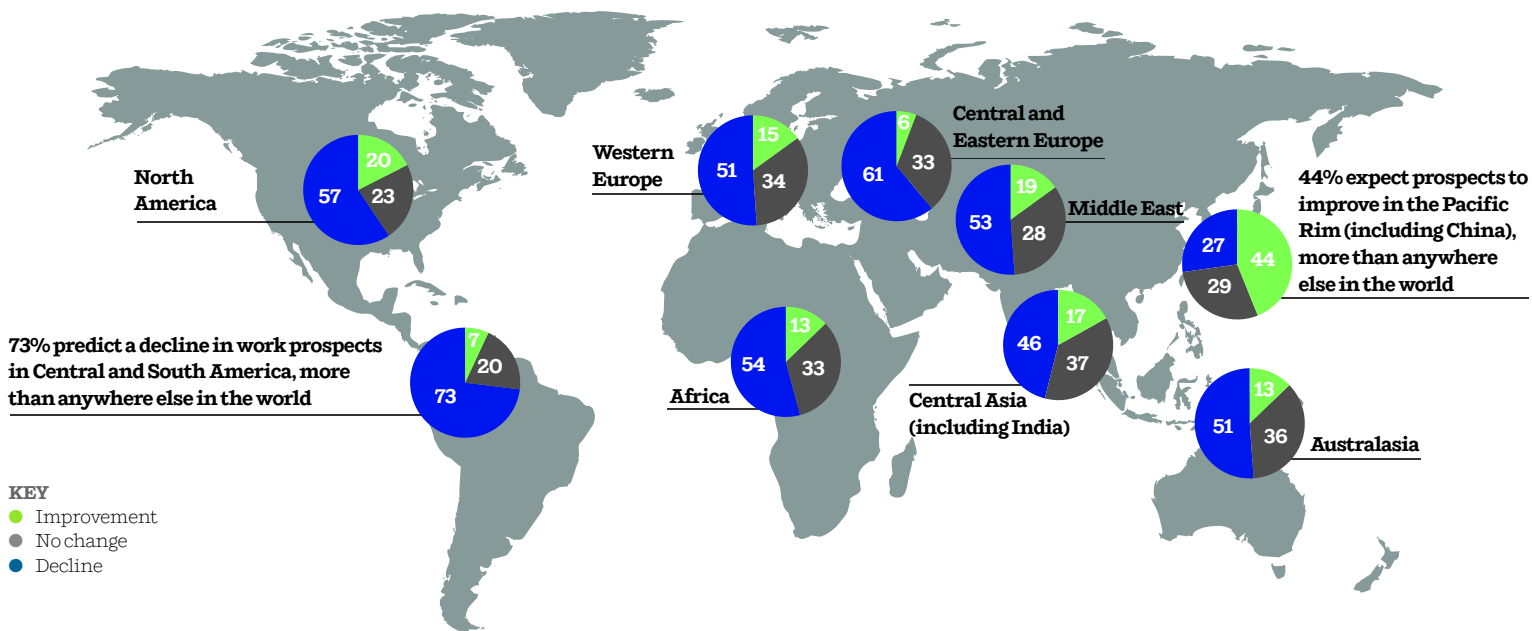
According to Griffiths, the Chinese market has seen a huge release of infrastructure projects. He says: "The Chinese market is going to be very busy because the government has kick-started the economy with a massive number of infrastructure-related projects."

As an example, he points to Bao'an international airport in Shenzhen, which is tripling in size from one terminal to three, together with a new high-speed rail connection.

The situation is likely to be similar for China's neighbours in South-east Asia, which are generally reckoned to have coped with the pandemic better than any other part of the world.

Griffiths says: "All of those countries are like a dam with a massive amount of pent-up work. Once South-east Asia gets a vaccine in the second half of the year, it will be extremely vibrant as the brakes

**What impact do you think the pandemic will have on work prospects in the following regions in the coming year?**



come off and development restarts.”

Harrison says his company’s Asian business grew strongly in the second half of last year. By contrast, confidence is much more muted about the traditional heartlands of the developed world, in Western Europe and North America. While the US economy has reopened more rapidly than Europe’s, the biggest share of respondents (46%) expect the North American construction market to be stagnant this year, with their view on work prospects there correspondingly gloomy.

The bright spot is Canada, which, as described above, has moved swiftly to stimulate the economy with infrastructure investment. Harrison says: “That business has grown over the course of the year. It is one of the few places in the world where we have seen increased revenue exceeding the business plan for the year.”

Just under 15% of WA100 respondents reckon there will be growth in Western Europe in 2021. However, UK-born Griffiths believes that even in Europe there are grounds for optimism in the medium term. He says: “The UK and Europe will be in bad shape until the second half [of the year] but,

when you look at the opportunities in the market now to purchase good buildings, they are fantastic. Where investment occurs, you can expect some redevelopment to go on.

“I’m not negative about Europe in the second half of 2021. It will have been through 18 months of lockdown when nobody has spent any money so, by June [2021], people will be coming out to play.”

The other geographical blackspot, according to the survey, is the Middle East. Perkins & Will had already closed its Dubai office last year, according to Harrison: “It has been a very slow market, probably the worst. The tap has been turned off as a result of oil prices and, to a lesser extent, geopolitical crises with Yemen and Syria: governments simply don’t have the money.”

Given the wider economic backdrop, it is probably unsurprising that almost two-thirds (64%) report that the pandemic has hit their firm’s financial position over the past six months. The biggest impact has been on projects that were still on the drawing board when the pandemic hit, according to the WA100 survey.

Harrison says: “If they had an

opportunity to rethink a facility in a fundamental way, they did that by putting the project on hold. If permissions were already issued, those projects have generally continued.”

Wignall says: “We had multiple projects - including in the health sector - that went on hold, but none were cancelled. In the larger cities, hospitals were really taxed during the first wave and so put projects on hold, but most have come off hold in the last couple of months and some [were put] on hold until after the new year.”

And, as working conditions have eased, so developers have had an incentive to get back on site. Wignall adds: “A lot of people realise that, if everybody came off hold at the same time, it would cause unusual levels of activity which meant prices could go up. Many pushed through for things to get going sooner rather than later to take advantage of contractors with availability.”

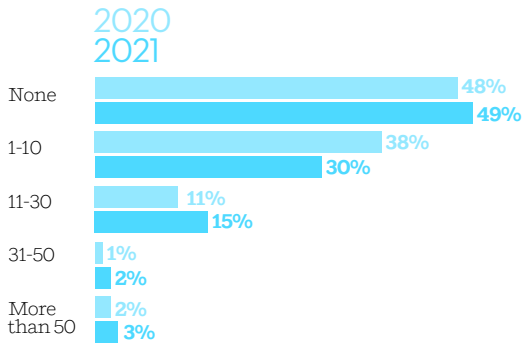
Meanwhile, work has largely continued in China, says Griffiths. “If you had projects on site and access to funds, it didn’t stop, provided you could get site operatives to work and were not locked down.”



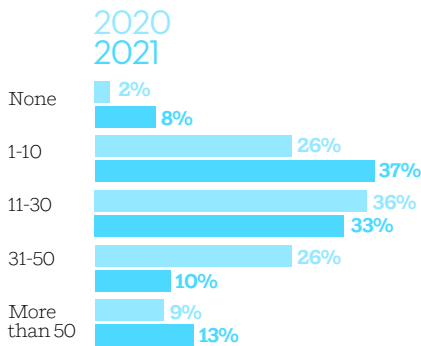
THE MARKETS IN THE FIRST QUARTER OF THE YEAR WERE SUPERB ... IF WE HAD BEEN MORE FRAGILE GOING INTO THE CRISIS, IT WOULD HAVE BEEN MORE DIFFICULT

PHIL HARRISON, PERKINS & WILL

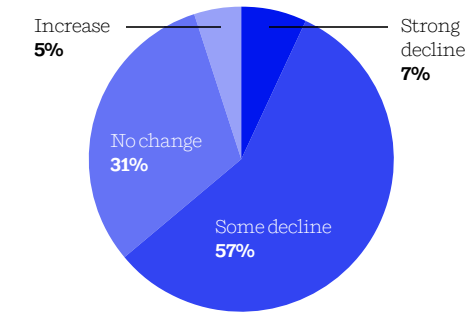
**How many architects do you expect to let go over the next 12 months?**



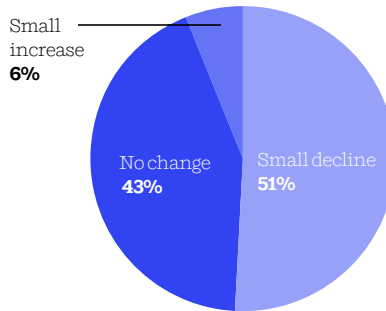
**How many architects do you expect to be hiring over the next 12 months?**



**What impact has the pandemic had on your firm's financial position over the past six months?**



**What adjustments have you made to the number of architects you employ as a direct result of the covid-19 pandemic over the past six months?**



**13%**  
of firms expect to hire more than 50 architects this year, an improvement on 12 months ago

**64%**  
of firms saw their financial position decline in the six months before the survey was completed late last year



INDIRECT COSTS, SUCH AS TRAVEL AND INTERNAL MEETINGS, HAVE BEEN NON-EXISTENT FOR THE LAST NINE MONTHS. ALMOST EVERYBODY HAS BENEFITED FROM THAT WINDFALL

**DOUG WIGNALL, HDR**

» But sourcing new business has been logistically challenging, says Harrison: "What slowed was the pace - getting to interview and selection processes taking longer. Clients were preoccupied by managing the covid situation."

However, enforced lockdowns have reduced costs, several chief executives report, thus mitigating the pandemic's impact on turnover. Wignall says: "The indirect costs that would occur, such as travel and internal meetings, have been non-existent for the last nine months."

"Almost everybody benefited from that windfall, but as a big global company we would have benefited more than most. Also people don't have anything else to do - so they work."

Harrison agrees. "One of the advantages is that we have much lower overheads because of travel and people just having their heads down and working, so margins are

holding up. It's a silver lining - but it can only last so long."

And he suspects that, even two or three years ago, architects would not have been able to cope with the mass move to remote working that happened in the first half of 2020. "We hardly missed a beat," Harrison says. "We went home on a Monday and on Tuesday were pretty much 100% virtual overnight. The systems were in place - although we had never put them to the test."

Nevertheless, many firms have had to reduce their headcount. Just over half (51%) of the practices surveyed reported a decline in the number of architects they employ as a result of the crisis, slightly more than the 43% who say that it resulted in "no change". More than half (56%) anticipate no change in the number of architects they employ this year, while just over a quarter (27%) expect a small rise.

Harrison thinks the major firms

have cut their headcount by about 10% on average. And Wignall says: "We did pre-emptive staff cuts and budget cuts in March and April to prepare for what we thought was going to be a lot worse situation." HDR has plans to start hiring again.

Thom, president of IBI, says: "We are still hiring although not at the same rate - partly because turnover has dropped way off so you are not facing the cost of replacing people."

The emergence - just after the WA100 survey closed - of seemingly successful coronavirus vaccines fuelled hopes of a light at the end of the covid-19 tunnel. But in late December it looked disturbingly like that light might in fact be on the front of the speeding train of new variants. As WA100 went to press, the news about their likely response to the vaccines was hopeful. But such curveballs underline the fact that there is still a way to go before the world emerges into sunlight.

**The big list** The WA100 is an annual survey of the world's largest practices ranked by the number of fee-earning architects they employ. This year, there are a total of 11 new entries while last year's top two hold onto their leading positions

Entries with **RED** rankings are new this year

RANK 2021	RANK 2020	COMPANY NAME	COUNTRY	ARCHITECTS EMPLOYED	FEE INCOME (US\$)
1	1	Gensler	US	2506	\$1-1.5bn
2	2	Nikken Sekkei	Japan	1960	\$500-599m
3	4	HDR	US	1470	\$400-499m
4	5	Sweco	Sweden	1300	\$2-2.5bn
5	6	IBI Group	Canada	847	\$290-299m (2019)
6	7	Aedas	China	778	\$240-249m
7	9	Perkins & Will	US	774	\$600-699m
8	10	Perkins Eastman	US	762	\$260-269m
9	8	HKS	US	724	\$260-269m
10	12	Heerim Architects & Planners	South Korea	660	\$170-179m
11	11	DLR Group	US	656	\$280-289m
12	13	CannonDesign	US	640	\$170-179m
13	16	Haeahn Architecture	South Korea	622	\$100-109m
14	19	ATP Architects Engineers	Austria	575	\$130-139m
15	17	Stantec	Canada	562	\$350-359m
16	15	SmithGroup	US	549	\$210-219m
17	14	DP Architects	Singapore	544	
18	18	Nihon Sekkei	Japan	535	\$170-179m
19	28	Arcplus Group	China	516	\$600-699m
20	29	NBBJ	US	510	\$210-219m
21	65	CCDI Group	China	487	\$400-499m
22	21	HOK	US	480	\$270-279m
23	23	ZGF Architects	US	468	\$130-139m
24	26	HPP Architekten	Germany	458	\$60-69m
25	27	Foster + Partners	UK	456	\$220-229m
26	22	White Arkitekter	Sweden	442	\$70-79m
27	30	Kume Sekkei	Japan	426	\$120-129m
28	20	GMP Architekten	Germany	406	\$90-99m
29	25	RSP	Singapore	397	\$50-59m
30	31	Mitsubishi Jisho Sekkei	Japan	382	\$170-179m
31	36	LWK & Partners	China	364	\$90-99m
32	24	BDP	UK	363	\$90-99m
33	34	P&T Group	China	346	\$110-119m
34	33	Link Arkitektur	Norway	343	\$70-79m
35	35	DLN Architects	China	329	
36	37	Kunwon	South Korea	311	\$110-119m
37	39	Allford Hall Monaghan Morris	UK	295	\$60-69m
38	43	Idom	Spain	273	\$50-59m
39	= 45	Aidea	Philippines	267	\$5-9m
40	42	Dewan Architects + Engineers	UAE	266	\$50-59m
41	47	PBK	US	264	\$110-119m
42	41	Chapman Taylor	UK	261	\$40-49m
43	= 45	Lemay	Canada	250	\$80-89m
44	32	ASYA	Philippines	243	\$10-19m
45	50	AXS Satow	Japan	241	\$80-89m
46	52	Bates Smart	Australia	239	\$40-49m
47	53	Leigh & Orange	China	233	\$60-69m
48	59	GHDWoodhead	Australia	228	\$70-79m
49	55	DSP Design Associates	India	221	\$20-29m
50	= 48	KEO International Consultants	Kuwait	216	\$160-169m

» economy has helped IBI to weather the coronavirus crisis.

IBI's biggest win last year, awarded in March, was to help design a 5.7km extension of the Millennium Line, worth £1.63bn, in the practice's home city of Vancouver. The company, which has long-term strengths in transport-related development, also secured a £765m contract to design the Hurontario light rail transit project in Mississauga, Ontario, in December 2019.

The company benefited during lockdown from its strategy to develop its technology business, including its Nspace workplace management app.

**↑ 6 AEDAS** CHINA

LAST RANKING 7 ARCHITECTS 778

Aedas chair Keith Griffiths says China's rapid economic rebound over the past six months, after the country became the first in the world to be hit by covid-19, means that the firm's Shenzhen and Beijing offices have been growing "very fast".

As a result of this growth - and restrictions on movement between the Chinese mainland and Hong Kong, where the company's headquarters is located - Aedas has increased the number of staff in its Chinese offices from 200 to 260, while headcount in its Hong Kong headquarters has fallen from 600 to 550.

**↑ 7 PERKINS & WILL** US

LAST RANKING 9 ARCHITECTS 774

Perkins & Will's overall turnover and headcount were both down by about 10% last year. However, chief executive Phil Harrison says the company has continued to market for new work throughout



**The Connell Recreation Center for Boston College in Massachusetts, by CannonDesign**

the crisis. And, during the past year, the firm has opened studios in Monterrey in Mexico, Dublin in Ireland, as well as one in Calgary in the Canadian state of Alberta.

Perkins & Will's showpiece projects in 2020 included 400 Westlake in Seattle, which includes the renovation of the city's landmark Firestone Tire Building. The company claims that the project, which also features a 15-storey tower, will be the greenest commercial office

building of its size in the world, generating more energy than it consumes.

Another significant project for the practice is the North Carolina Freedom Park, which honours the history and struggle for freedom of the state's black population.

**↑ 8 PERKINS EASTMAN** US

LAST RANKING 10 ARCHITECTS 762

Perkins Eastman was founded in New York in 1981. Since then it has grown to 17 offices worldwide, 13 of which are located in North America with the remaining four in East Asia, the Middle East and South America.

The firm's highest-profile completion last year was the David H Koch Center for Cancer Care in New York. The company's founders, Bradford Perkins and Mary-Jean Eastman, who are now chair and vice-chair of the company respectively, led the design team for the 25-storey scheme, which is intended to cater for 1,300 users per day and boasts 231 examination rooms.

**↓ 9 HKS** US

LAST RANKING 8 ARCHITECTS 724

Like the other big US-based architectural practices, HKS has certainly been hit by the covid-19 pandemic. Chief executive Dan Noble says 24% of its projects have been put on hold, although some are now being reconsidered



**DLR Group is behind the Dream Las Vegas hotel project on the Las Vegas Strip. The 450-room, 21-storey hotel is expected to open in 2023**

# REGIONAL TOP 10

## Where in the world?

The top architectural firms in each global region ranked by fee income

### WESTERN EUROPE

RANK 2021	PRACTICE	COUNTRY	FEE INCOME US\$
1	ATP Architects Engineers	Austria	\$94,300,000
2	Link Arkitektur	Norway	\$74,000,000
3	Allford Hall Monaghan Morris	UK	\$66,509,581
4	HPP Architekten	Germany	\$55,958,358
5	Itten + Brechtbühl	Switzerland	\$55,817,300
6	Perkins & Will	US	\$52,000,000
7	Gensler	US	\$51,133,826
8	BDP	UK	\$48,367,000
9	GMP Architekten	Germany	\$40,300,000
=10	CF Møller Architects	Denmark	\$40,000,000
=10	Wilmutte & Associés	France	\$40,000,000

### CENTRAL AND EASTERN EUROPE

RANK 2021	PRACTICE	COUNTRY	FEE INCOME US\$
1	HDR	US	\$49,700,000
2	ATP Architects Engineers	Austria	\$41,700,000
3	Page	US	\$8,083,826
4	Chapman Taylor	UK	\$5,592,000
5	Gensler	US	\$5,506,730
6	UNStudio	Netherlands.	\$4,400,000
7	HKS	US	\$3,863,276
8	Nikken Sekkei	Japan	\$2,401,000
9	Foster + Partners	UK	\$2,341,000
10	10 Design	China	\$1,896,000

### CENTRAL ASIA INCLUDING INDIA

RANK 2021	PRACTICE	COUNTRY	FEE INCOME US\$
1	Gensler	US	\$23,242,648
2	DSP Design Associates	India	\$16,000,000
3	Foster + Partners	UK	\$11,309,000
4	Arcplus Group	China	\$8,476,266
5	Perkins Eastman	US	\$7,554,598
6	Nikken Sekkei	Japan	\$5,337,000
7	Morphogenesis	India	\$5,280,600
8	Aedas	China	\$4,439,000
9	CP Kukreja Architects	India	\$3,600,000
10	Sikka Associates	India	\$3,500,000

### NORTH AMERICA

RANK 2021	PRACTICE	COUNTRY	FEE INCOME US\$
1	Gensler	US	\$1,287,197,537
2	Perkins & Will	US	\$570,000,000
3	HDR	US	\$357,840,000
4	Stantec	Canada	\$337,826,640
5	DLR Group	US	\$272,276,500
6	HKS	US	\$231,787,390
7	SmithGroup	US	\$210,308,800
8	Perkins Eastman	US	\$209,880,492
=9	CannonDesign	US	\$170,000,000
=9	NBBJ	US	\$170,000,000

### SOUTH AND CENTRAL AMERICA

RANK 2021	PRACTICE	COUNTRY	FEE INCOME US\$
1	Gensler	US	\$22,025,540
2	Idom	Spain	\$22,000,000
3	Page	US	\$17,927,840
4	Foster + Partners	UK	\$12,031,000
5	GVA	Mexico	\$10,000,000
6	Perkins Eastman	US	\$9,587,472
7	Perkins & Will	US	\$7,000,000
8	Lemay	Canada	\$5,000,000
9	HKS	US	\$4,561,223
10	UNStudio	Netherlands	\$1,200,000

### AUSTRALASIA

RANK 2021	PRACTICE	COUNTRY	FEE INCOME US\$
1	Architectus	Australia	\$64,000,000
2	GHDWoodhead	Australia	\$55,900,000
3	Bates Smart	Australia	\$39,859,000
4	Warren and Mahoney	New Zealand	\$35,400,000
5	Mode Design	Australia	\$35,000,000
6	HDR	US	\$34,790,000
7	Archetype Group	Vietnam	\$21,300,000
8	CCDI Group	China	\$19,430,000
9	Hames Sharley	Australia	\$18,000,000
10	Foster + Partners	UK	\$8,618,000

### AFRICA

RANK 2021	PRACTICE	COUNTRY	FEE INCOME US\$
1	Page	US	\$15,972,075
2	Boogertman + Partners	South Africa	\$9,597,628
3	Arcplus Group	China	\$9,364,906
4	Perkins & Will	US	\$6,000,000
5	Heerim Architects & Planners	South Korea	\$4,000,000
6	Gensler	US	\$3,948,334
7	Dewan Architects + Engineers	UAE	\$3,800,000
8	Perkins Eastman	US	\$3,708,621
9	SSH	Bahrain	\$3,463,720
10	Idom	Spain	\$3,000,000

## MIDDLE EAST

RANK 2021	PRACTICE	COUNTRY	FEE INCOME US\$
1	KEO International Consultants	Kuwait	\$168,002,000
2	SSH	Bahrain	\$57,325,153
3	Foster + Partners	UK	£51,268,000
4	Dewan Architects + Engineers	UAE	\$47,000,000
5	Gulf Consult	Kuwait	\$35,000,000
6	Gensler	US	\$27,116,423
7	HDR	US	\$24,850,000
8	Perkins Eastman	US	\$21,015,521
9	GHDWoodhead	Australia	\$15,300,000
10	Perkins & Will	US	\$15,000,000

## PACIFIC RIM INCLUDING CHINA

RANK 2021	PRACTICE	COUNTRY	FEE INCOME US\$
1	Arcplus Group	China	\$649,528,035
2	Nikken Sekkei	Japan	\$534,760,000
3	CCDI Group	China	\$404,150,000
4	Shanghai Tianhua	China	\$274,000,000
5	Aedas	China	\$213,854,000
6	Mitsubishi Jisho Sekkei	Japan	\$178,500,000
7	Nihon Sekkei	Japan	\$170,690,000
8	Heerim Architects & Planners	South Korea	\$155,900,000
9	Gensler	US	\$123,960,790
10	Kume Sekkei	Japan	\$121,802,995



**The Seneca CITE building designed by Perkins & Will in Ontario is on one of the largest college campuses in Canada**

# MARKET SECTORS TOP 10

## Project types

The top architecture practices in each market sector ranked by fee income

### EDUCATION

RANK 2021	PRACTICE	COUNTRY	FEE INCOME US\$
1	PBK	US	\$15,972,075
2	DLR Group	US	\$9,597,628
3	Perkins & Will	US	\$9,364,906
4	Gensler	US	\$6,000,000
5	Stantec	Canada	\$4,000,000
6	Perkins Eastman	US	\$3,948,334
7	CannonDesign	US	\$3,800,000
8	SmithGroup	US	\$3,708,621
9	HOK	US	\$3,463,720
10	HDR	US	\$3,000,000

### GOVERNMENT

RANK 2021	PRACTICE	COUNTRY	FEE INCOME US\$
1	Gensler	US	\$62,816,013
2	GHDWoodhead	Australia	\$48,000,000
3	Page	US	\$47,208,105
4	DLR Group	US	\$42,984,000
=5	HDR	US	\$40,000,000
=5	HOK	US	\$40,000,000
7	Gulf Consult	Kuwait	\$24,500,000
8	Leo A Daly	US	\$21,537,000
9	Stantec	Canada	\$20,769,753
10	Perkins Eastman	US	\$17,471,756

### HERITAGE

RANK 2021	PRACTICE	COUNTRY	FEE INCOME US\$
1	Arcplus Group	China	\$11,103,242
2	BDP	UK	\$9,372,000
3	Gensler	US	\$6,198,040
4	Wilmotte & Associés	France	\$4,700,000
5	HPP Architekten	Germany	\$2,832,199
6	Schneider + Schumacher	Germany	\$2,683,197
7	Dewan Architects + Engineers	UAE	\$1,700,000
8	Itten + Brechtbühl	Switzerland	\$1,395,433
=9	HOK	US	\$1,000,000
=9	Lemay	Canada	\$1,000,000

### CULTURE

RANK 2021	PRACTICE	COUNTRY	FEE INCOME US\$
1	Arcplus Group	China	\$123,457,058
2	DLR Group	US	\$28,500,000
3	Gensler	US	\$21,982,572
4	AXS Satow	Japan	\$19,100,000
5	Nihon Sekkei	Japan	\$12,707,000
6	Stantec	Canada	\$12,310,983
7	Idom	Spain	\$12,000,000
8	Mode Design	Australia	\$10,000,000
9	GMP Architekten	Germany	\$9,682,000
10	Diamond.Schmitt Architects	Canada	\$6,615,000

### ELDERLY LIVING

RANK 2021	PRACTICE	COUNTRY	FEE INCOME US\$
1	Perkins Eastman	US	\$39,978,723
2	Page	US	\$20,232,045
3	Gensler	US	\$7,747,549
4	PRP	UK	\$3,600,000
5	Stantec	Canada	\$3,448,690
6	Shanghai Tianhua	China	\$3,281,630
7	Leo A Daly	US	\$3,264,000
8	Lemay	Canada	\$3,000,000
9	ZGF Architects	US	\$2,100,000
10	Itten + Brechtbühl	Switzerland	\$1,953,606

### HEALTHCARE

RANK 2021	PRACTICE	COUNTRY	FEE INCOME US\$
1	HDR	US	\$250,500,000
2	Perkins & Will	US	\$178,897,000
3	HKS	US	\$123,748,092
4	Stantec	Canada	\$96,149,804
5	NBBJ	US	\$95,000,000
6	CannonDesign	US	\$90,000,000
7	SmithGroup	US	\$63,589,000
8	HOK	US	\$62,000,000
9	Perkins Eastman	US	\$46,931,545
10	Page	US	\$42,712,095

### HOSPITALITY

RANK 2021	PRACTICE	COUNTRY	FEE INCOME US\$
1	Gensler	US	\$103,806,824
2	Aedas	China	\$82,984,000
3	Nikken Sekkei	Japan	\$49,512,000
4	HKS	US	\$33,267,893
5	Arcplus Group	China	\$30,428,013
6	Perkins Eastman	US	\$25,620,000
7	Dewan Architects + Engineers	UAE	\$25,000,000
8	Perkins & Will	US	\$20,000,000
9	Kume Sekkei	Japan	\$18,715,590
10	DLR Group	US	\$16,400,000

## INFRASTRUCTURE

RANK 2021	PRACTICE	COUNTRY	FEE INCOME US\$
1	Arcplus Group	China	\$18,091,322
2	Nikken Sekkei	Japan	\$15,331,000
3	Idom	Spain	\$15,000,000
4	Leigh & Orange	China	\$14,300,000
5	SSH	Bahrain	\$13,587,943
6	Perkins & Will	US	\$12,580,000
7	Nordic - Office of Architecture	Norway	\$11,000,000
8	KEO International Consultants	Kuwait	\$5,342,000
9	GMP Architekten	Germany	\$4,840,000
10	UNStudio	Netherlands	\$4,600,000

## MIXED USE

RANK 2021	PRACTICE	COUNTRY	FEE INCOME US\$
1	Arcplus Group	China	\$152,303,501
2	Gensler	US	\$149,027,016
3	KEO	Kuwait	\$83,020,000
4	Aedas	China	\$81,466,000
5	Nikken Sekkei	Japan	\$58,748,000
6	Foster + Partners	UK	\$51,306,000
7	Stantec	Canada	\$40,680,199
8	Heerim Architects & Planners	South Korea	\$37,900,000
9	LWK & Partners	China	\$34,470,000
10	Perkins Eastman	US	\$32,728,500

## RESIDENTIAL

RANK 2021	PRACTICE	COUNTRY	FEE INCOME US\$
1	Shanghai Tianhua	China	\$147,534,700
2	Arcplus Group	China	\$64,971,921
3	Kunwon	South Korea	\$64,350,817
4	P&T Group	China	\$47,323,000
5	Heerim Architects & Planners	South Korea	\$45,600,000
6	Haeahn Architecture	South Korea	\$37,870,977
7	Nikken Sekkei	Japan	\$32,606,000
8	LWK + Partners	China	\$28,750,000
9	PRP	UK	\$24,079,750
10	Perkins Eastman	US	\$22,354,500

## SCIENCE AND TECHNOLOGY

RANK 2021	PRACTICE	COUNTRY	FEE INCOME US\$
1	HDR	US	\$125,800,000
2	Perkins & Will	US	\$70,237,000
3	ATP Architects Engineers	Austria	\$62,600,000
4	Page	US	\$49,456,110
5	Stantec	Canada	\$47,419,297
6	Gensler	US	\$38,802,466
7	Arcplus Group	China	\$32,913,234
8	Corgan	US	\$32,128,000
9	SmithGroup	US	\$32,105,000
10	CannonDesign	US	\$29,000,000

## MASTERPLANNING

RANK 2021	PRACTICE	COUNTRY	FEE INCOME US\$
1	Nikken Sekkei	Japan	\$56,388,000
2	Gensler	US	\$27,116,423
3	Nihon Sekkei	Japan	\$21,291,000
4	Perkins & Will	US	\$20,322,000
5	KEO International Consultants	Kuwait	\$14,900,000
6	SmithGroup	US	\$12,852,000
7	Arcplus Group	China	\$12,265,601
8	HOK	US	\$11,000,000
9	Foster + Partners	UK	\$10,117,000
10	Allies and Morrison	UK	\$9,364,739

## OFFICES

RANK 2021	PRACTICE	COUNTRY	FEE INCOME US\$
1	Gensler	US	\$789,340,575
2	Nikken Sekkei	Japan	\$174,417,000
3	Perkins & Will	US	\$172,727,000
4	NBBJ	US	\$95,000,000
5	Mitsubishi Jisho Sekkei	Japan	\$92,399,985
6	Arcplus Group	China	\$78,505,418
7	HOK	US	\$63,000,000
8	Nihon Sekkei	Japan	\$61,638,000
9	Foster + Partners	UK	\$56,964,000
10	SmithGroup	US	\$56,756,000

## RETAIL

RANK 2021	PRACTICE	COUNTRY	FEE INCOME US\$
1	Gensler	US	\$92,934,138
2	Arcplus Group	China	\$39,797,977
3	Nikken Sekkei	Japan	\$27,806,000
4	Lead8	China	\$20,200,000
5	Foster + Partners	UK	\$17,510,000
6	ATP Architects Engineers	Austria	\$17,300,000
7	Mitsubishi Jisho Sekkei	Japan	\$15,713,397
8	LWK + Partners	China	\$15,080,000
9	Dewan Architects + Engineers	UAE	\$14,000,000
10	Shanghai Tianhua	China	\$13,567,000

## SPORT

RANK 2021	PRACTICE	COUNTRY	FEE INCOME US\$
1	Gensler	US	\$40,828,051
2	HOK	US	\$29,000,000
3	Perkins & Will	US	\$27,964,000
4	HKS	US	\$18,804,878
5	Idom	Spain	\$14,000,000
6	PBK	US	\$10,400,000
7	Leigh & Orange	China	\$9,000,000
8	Lemay	Canada	\$7,000,000
9	Nikken Sekkei	Japan	\$6,520,000
10	GMP Architekten	Germany	\$5,809,000

MARKET SECTORS **TOP 10****TRANSPORT**

RANK 2021	PRACTICE	COUNTRY	FEE INCOME US\$
1	Gensler	US	\$91,538,958
2	Corgan	US	\$52,681,000
3	Perkins & Will	US	\$50,154,000
4	Arcplus Group	China	\$48,018,041
5	Foster + Partners	UK	\$41,561,000
6	HDR	US	\$35,000,000
7	Nikken Sekkei	Japan	\$32,075,000
8	HOK	US	\$27,000,000
9	Heerim Architects & Planners	South Korea	\$22,100,000
10	Aedas	China	\$18,101,000

SPECIALISMS  
**TOP 10****Areas of expertise**


The top architectural firms in each specialism ranked by fee income

**ARCHITECTURE**

RANK 2021	PRACTICE	COUNTRY	FEE INCOME US\$
1	Gensler	US	\$713,078,154
2	Perkins & Will	US	\$542,000,000
3	Arcplus Group	China	\$484,868,382
4	CCDI Group	China	\$427,280,000
5	Nikken Sekkei	Japan	\$383,753,000
6	HDR	US	\$304,661,000
7	Stantec	Canada	\$304,355,951
8	HKS	US	\$235,650,507
9	Shanghai Tianhua	China	\$218,591,500
10	Aedas	China	\$218,247,000

**ENGINEERING**

RANK 2021	PRACTICE	COUNTRY	FEE INCOME US\$
1	Stantec	Canada	\$1,961,372,733
2	Page	US	\$101,160,225
3	DLR Group	US	\$70,250,000
4	HDR	US	\$64,610,000
5	SmithGroup	US	\$56,054,000
6	ATP Architects Engineers	Austria	\$38,000,000
7	CannonDesign	US	\$35,000,000
8	BDP	UK	\$24,853,000
9	Nikken Sekkei	Japan	\$24,513,000
10	Leo A Daly	US	\$24,226,000



**Arcplus Group has been working on the international conference centre in Lusaka, Zambia**

**CONSTRUCTION MANAGEMENT**

RANK 2021	PRACTICE	COUNTRY	FEE INCOME US\$
1	Keo	Kuwait	\$61,460,000
2	Heerim Architects & Planners	South Korea	\$60,700,000
3	Kunwon	South Korea	\$47,721,410
4	Nikken Sekkei	Japan	\$44,510,000
5	SSH	Bahrain	\$36,990,198
6	Gulf Consult	Kuwait	\$23,000,000
7	Archetype Group	Vietnam	\$18,900,000
8	ATP Architects Engineers	Austria	\$18,000,000
9	HPP Architekten	Germany	\$11,894,841
10	Arcplus Group	China	\$10,724,709

**CONSULTING**

RANK 2021	PRACTICE	COUNTRY	FEE INCOME US\$
1	Gensler	US	\$83,298,761
2	Arcplus Group	China	\$53,010,470
3	HDR	US	\$14,910,000
4	ATP Architects Engineers	Austria	\$7,500,000
5	Nikken Sekkei	Japan	\$7,202,000
6	Nihon Sekkei	Japan	\$6,608,000
7	HKS	US	\$5,060,298
8	NBBJ	US	\$5,000,000
9	HOK	US	\$4,000,000
10	Page	US	\$3,304,567

**ENVIRONMENT**

RANK 2021	PRACTICE	COUNTRY	FEE INCOME US\$
1	Stantec	Canada	\$416,079,467
2	Foster + Partners	UK	\$15,233,000
3	Arcplus Group	China	\$14,316,373
4	Nikken Sekkei	Japan	\$6,940,000
5	ATP Architects Engineers	Austria	\$5,500,000
6	Keo	Kuwait	\$5,342,000
7	Lemay	Canada	\$4,000,000
8	HOK	US	\$3,000,000
9	Nihon Sekkei	Japan	\$2,203,000
10	Saraiva + Associados	Portugal	\$1,501,626

## FACILITIES MANAGEMENT

RANK 2021	PRACTICE	COUNTRY	FEE INCOME US\$
1	CannonDesign	US	\$10,000,000
2	Gensler	US	\$7,549,945
3	HOK	US	\$5,000,000
4	Lemay	Canada	\$2,000,000
5	HPP Architekten	Germany	\$939,066

## INTERIOR DESIGN

RANK 2021	PRACTICE	COUNTRY	FEE INCOME US\$
1	Gensler	US	\$637,333,982
2	Perkins & Will	US	\$108,000,000
3	Perkins Eastman	US	\$96,149,439
4	Stantec	Canada	\$76,088,988
5	HDR	US	\$69,580,000
6	HOK	US	\$59,000,000
7	Arcplus Group	China	\$55,680,798
8	NBBJ	US	\$55,000,000
9	DLR Group	US	\$42,150,000
10	Aedas	China	\$22,103,000

## LANDSCAPE ARCHITECTURE

RANK 2021	PRACTICE	COUNTRY	FEE INCOME US\$
1	SmithGroup	US	\$12,215,000
2	Arcplus Group	China	\$9,819,483
3	Lemay	Canada	\$9,000,000
4	BDP	UK	\$6,876,000
5	GHDWoodhead	Australia	\$5,900,000
=6	HOK	US	\$5,000,000
=6	Mode Design	Australia	\$5,000,000
8	HDR	US	\$4,970,000
9	Link Arkitektur	Norway	\$3,650,000
10	Shanghai Tianhua	China	\$3,647,600

## PLANNING

RANK 2021	PRACTICE	COUNTRY	FEE INCOME US\$
1	Gensler	US	\$52,827,402
2	Nikken Sekkei	Japan	\$39,010,000
3	NBBJ	US	\$15,000,000
4	SmithGroup	US	\$8,134,000
5	KEO International Consultants	Kuwait	\$7,650,000
6	Arcplus Group	China	\$7,433,259
7	HOK	US	\$5,000,000
8	HDR	US	\$4,970,000
9	Shanghai Tianhua	China	\$4,470,200
10	Lemay	Canada	\$4,000,000

## PRODUCT DESIGN

RANK 2021	PRACTICE	COUNTRY	FEE INCOME US\$
1	Gensler	US	\$7,515,103
2	Lemay	Canada	\$5,000,000
3	HDR	US	\$4,970,000
4	Foster + Partners	UK	\$3,155,000
5	UNStudio	Netherlands	\$2,000,000
6	Wilmotte & Associés	France	\$1,500,000
7	HOK	US	\$1,000,000
8	GMP Architekten	Germany	\$600,000
9	CF Møller Architects	Denmark	\$500,000
10	Broadway Malayan	UK	\$473,000

## PROJECT MANAGEMENT

RANK 2021	PRACTICE	COUNTRY	FEE INCOME US\$
1	KEO International Consultants	Kuwait	\$21,560,000
2	HDR	US	\$9,940,000
3	Arcplus Group	China	\$9,676,738
4	BDP	UK	\$7,762,000
5	Foster + Partners	UK	\$6,219,000
6	Progetto CMR	Italy	\$4,000,000
7	Kunwon	South Korea	\$3,439,381
8	Itten + Brechtbühl	Switzerland	\$3,349,038
=9	Idom	Spain	\$3,000,000
=9	RSP	Singapore	\$3,000,000

## SURVEYING

RANK 2021	PRACTICE	COUNTRY	FEE INCOME US\$
1	Arcplus Group	China	\$15,512,086
2	Ho & Partners	China	\$10,000,000
3	HPP Architekten	Germany	\$2,191,155
4	Lemay	Canada	\$2,000,000
5	Nikken Sekkei	Japan	\$1,693,000
6	Itten+Brechtbühl	Switzerland	\$1,395,433
7	SSH	Bahrain	\$1,038,950
8	Sikka Associates	India	\$25,000

## URBAN DESIGN

RANK 2021	PRACTICE	COUNTRY	FEE INCOME US\$
1	Gensler	US	\$47,906,528
2	Nikken Sekkei	Japan	\$20,983,000
3	Perkins & Will	US	\$20,000,000
4	Arcplus Group	China	\$19,926,124
5	HDR	US	\$18,389,000
6	Idom	Spain	\$14,000,000
7	Nihon Sekkei	Japan	\$13,999,000
8	KEO International Consultants	Kuwait	\$7,250,000
9	Schneider + Schumacher	Germany	\$6,834,703
10	ZGF Architects	US	\$5,300,000